



**Benchmark Study**  
**On Export Development of Woven Garments and Knitwear**  
**from the Member States of the EU-28 to Russia**  
**Breakdown by commonly used Designations of Product Categories of**  
**Menswear, Womenswear and Intimate Apparel**  
**First Semester 2017 versus First Semester 2016**

consecutive edition no. 49

copyright by



Source



Exports of Apparel from the EU-15\* to Russia  
 Period: First Semester 2017 compared to First Semester 2016 in 1000€



	Germany	France	Italy	Netherld	Belgium	United K	Ireland	Denmark	Greece	Spain	Portugal	Austria	Finland	Sweden	EU-15*	EU-28***
<b>Chapter 61</b>																
<b>Knitwear</b>	83 305	19 726	157 274	3 950	1 354	10 177	1	646	947	49 434	606	2 036	5 842	554	335 889	437 286
<b>variation rate</b>	15	6	37	43	29	-16	572	8	10	11	349	-28	-24	0	20	16
<b>Chapter 62</b>																
<b>Woven Garments</b>	116 876	28 052	245 676	4 192	3 244	16 582	2	1 400	644	93 956	657	2 982	6 497	955	521 752	637 931
<b>variation rate</b>	-1	13	7	-16	182	-11	18	57	-44	31	163	-21	-45	95	7	8
<b>Total Apparel</b>	200 181	47 778	402 950	8 142	4 598	26 759	3	2 046	1 591	143 390	1 263	5 018	12 339	1 509	857 641	1 075 217
<b>variation rate</b>	5	10	17	5	109	-13	50	38	-21	23	228	-24	-37	45	12	11
<b>Outerwear for Men &amp; Boys (woven &amp; knitted)</b>																
<b>Coats &amp; outdoor-Jackets</b>	7 722	504	7 875	679	225	532	0	84	69	3 751	26	156	516	151	22 293	
	25	-14	26	334	487	8		20	32	68	1 035	9	-49	42	29	
<b>Suits &amp; Combinations</b>	3 512	45	8 261	281	1	56	0	71	30	36	2	4	390	19	12 709	
	-17	-79	4	15	369	-9		102	22	28	72	62	-49	222	-6	
<b>Indoor Jackets</b>	4 635	160	5 268	200	22	339	0	168	23	3 420	130	23	280	45	14 719	
	-3	-34	-4	51	-71	-54		157	-94	9	43	28	-44	53	-6	
<b>Trousers (excl. Denim)</b>	26 469	889	19 106	503	401	1 356	0	402	17	20 365	188	81	1 085	382	71 254	
	9	-10	8	-58	33	-44		23	-90	30	201	-49	-31	177	10	
<b>Denim Trousers</b>	9 313	266	4 859	103	99	497	0	123	0	8 580	11	8	109	3	23 971	
	8	13	-17	-88	42	-47		47	-99	29	64	-42	-76	3	1	
<b>Sweaters &amp; Cardigans</b>	3 209	926	7 846	106	118	277	0	65	77	4 171	58	20	208	41	17 126	
	54	-30	30	-25	102	-47		46	32	38	236	-51	-55	56	24	
<b>Business Shirts</b>	8 994	315	7 398	133	29	937	0	160	19	4 336	5	1	287	77	22 692	
	2	-18	37	-29	31	-37		88	-19	16	-15	-96	-46	332	10	
<b>Polo Shirts</b>	4 746	624	3 201	66	62	206	0	35	190	2 371	4	3	340	27	11 875	
	17	-4	38	-3	321	-14		26	25	50	1 711	-91	54	673	27	
<b>T-Shirts**</b>	6 357	1 393	5 508	305	133	482	0	38	3	4 153	25	94	292	22	18 807	
	19	48	29	48	205	0		63	140	-2	238	-29	-7	-26	17	
<b>Ties &amp; the like</b>	388	912	553	3	1	16	0	2	0	99	1	1	18	4	1 998	
	-23	229	1	-57		-70		-60	-99	16		187	-4	37	31	
<b>Socks &amp; stockings</b>	11 202	1 135	13 685	278	243	2 912	0	27	39	6 682	55	333	558	92	37 242	
	-2	-29	1	2	1 687	150		64	8	37	804	-30	-62	156	6	
<b>Total</b>	86 547	7 169	83 560	2 657	1 334	7 610	0	1 175	467	57 964	505	724	4 083	863	254 686	
	8	-4	11	-24	109	-11		50	-51	28	152	-30	-44	117	10	

Source: Euratex / EFTEC, Brussels / \* excluding Luxembourg / \*\* estimated / \*\*\* including Croatia

Exports of Apparel from the EU-15\* to Russia  
 Period: First Semester 2017 compared to First Semester 2016 in 1000 €



	Germany	France	Italy	Netherld	Belgium	United K	Ireland	Denmark	Greece	Spain	Portugal	Austria	Finland	Sweden	EU-15*
<b>Outerwear for Women &amp; Girls (woven &amp; knitted)</b>															
<b>Coats &amp; Outdoor Jackets</b>	179	10	33 384	1	2	44	0	17	5	68	1	2	395	4	<b>34 112</b>
	32	-93	-4	-99	-64	110		341		2 968		-92	-23	703	<b>-4</b>
<b>Costumes &amp; Ensembles</b>	6 333	1 183	5 328	179	23	508	0	62	0	3 174	6	217	215	4	<b>17 232</b>
	-14	-60	34	74	-83	-34		123		13	365	-10	-48	-30	<b>-8</b>
<b>Indoor Jackets</b>	14 819	5 136	46 109	774	187	4 418	0	105	108	12 995	97	221	446	23	<b>85 453</b>
	9	-19	1	58	-21	5		20	-12	5	372	-38	-70	98	<b>1</b>
<b>Dresses</b>	5 612	659	7 266	125	19	770	0	30	21	3 582	48	135	143	3	<b>18 414</b>
	-14	-49	-7	-15	-34	-15		142	649	0	1 357	-24	-57	-47	<b>-12</b>
<b>Skirts &amp; Trouser skirts</b>	22 592	5 188	24 199	630	257	2 461	0	126	20	33 293	29	417	556	87	<b>89 857</b>
	-5	111	22	-55	57	-34		64	-49	41	289	-45	-66	189	<b>16</b>
<b>Trousers (excl. Denim)</b>	3 042	622	6 074	76	119	1 064	0	34	0	15 259	3	21	62	49	<b>26 425</b>
	8	36	37	-91	55	-26		240	-100	48	10 277	-78	-87	1 012	<b>25</b>
<b>Denim Trousers</b>	14 306	1 565	20 232	465	115	1 165	0	58	9	8 695	2	281	768	22	<b>47 691</b>
	-1	-20	9	26	-57	-17		108	228	35	-34	-43	-24	178	<b>6</b>
<b>Sweaters &amp; Cardigans</b>	16 147	1 410	18 970	386	102	2 866	0	75	780	9 680	21	151	426	17	<b>51 035</b>
	5	-44	45	19	-14	-6		64	9	10	-29	-46	-62	66	<b>12</b>
<b>Blouses</b>	896	577	3 187	337	15	549	0	2	0	118	0	37	61	16	<b>5 795</b>
	15	-5	62	82	346	-27		7	-100	-1	31	28	-82	947	<b>21</b>
<b>T-Shirts**</b>	10 171	2 229	8 812	488	212	772	0	60	5	6 644	39	150	467	36	<b>30 091</b>
	19	48	29	48	205	0		63	140	-2	238	-29	-7	-26	<b>17</b>
<b>Stockings, sockets, socks</b>	140	1	24	0	0	81	0	0	7	34	0	0	20	3	<b>310</b>
	258	427	-63		-100	6		-99		378		-93	-43	24	<b>31</b>
<b>Total</b>	<b>94 237</b>	<b>18 580</b>	<b>173 585</b>	<b>3 461</b>	<b>1 051</b>	<b>14 698</b>	<b>0</b>	<b>569</b>	<b>955</b>	<b>93 542</b>	<b>246</b>	<b>1 632</b>	<b>3 559</b>	<b>264</b>	<b>406 415</b>
	<b>1</b>	<b>-8</b>	<b>11</b>	<b>-19</b>	<b>-5</b>	<b>-14</b>		<b>70</b>	<b>3</b>	<b>25</b>	<b>221</b>	<b>-39</b>	<b>-55</b>	<b>103</b>	<b>7</b>

Source: Euratex / EFTEC, Brussels / \* excluding Luxembourg / \*\* estimated

Exports of Intimate Apparel from the EU-15\* to Russia  
 Period: First Semester 2017 compared to First Semester 2016 in 1000 €



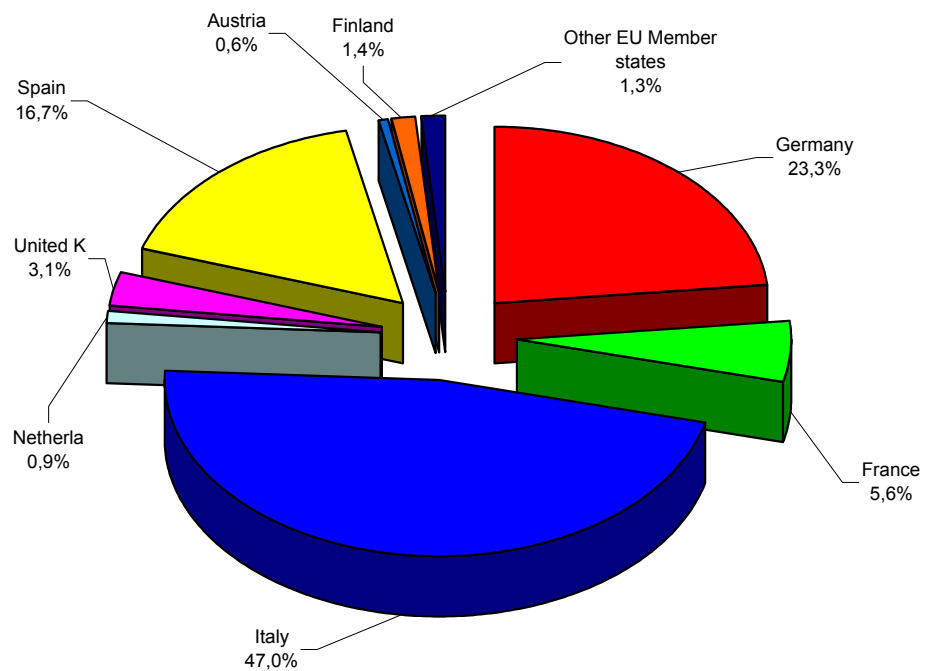
	Germany	France	Italy	Netherld	Belgium	United K	Ireland	Denmark	Greece	Spain	Portugal	Austria	Finland	Sweden	EU-15*
<b>Intimate Apparel (woven &amp; knitted)</b>															
<i>for Men &amp; Boys</i>															
<b>Singlets &amp; undervests**</b>	2 543	557	2 203	122	53	193	0	15	1	1 661	10	38	117	9	<b>7 523</b>
	19	48	29	48	205	0		63	140	-2	238	-29	-7	-26	<b>17</b>
<b>Slips, Briefs incl. Boxer Shorts</b>	315	287	551	7	13	52	0	0	6	40	41	1	30	7	<b>1 350</b>
	28	181	0	-66	1 181	26				-69	149	-72	-60	192	<b>14</b>
<b>Homewear incl. Bathrobes</b>	106	36	171	0	0	121	0	2	0	41	0	0	22	0	<b>499</b>
	115	-28	19	-88		18		12 600		57	-100	-99	-36		<b>20</b>
<b>Swimwear</b>	5 311	1 370	8 647	58	33	851	0	0	16	242	0	1 530	332	45	<b>18 435</b>
	26	49	64	667	44	-45		-56	-18	62		-4	-1	-26	<b>30</b>
<b>Nightwear</b>	1 950	564	7 135	10	16	1 070	0	2	0	87	0	568	155	4	<b>11 561</b>
	3	33	71	40	1 213	-17		34		75		-3	-14	1 427	<b>34</b>
<b>Sub-Total</b>	<b>10 225</b>	<b>2 814</b>	<b>18 707</b>	<b>197</b>	<b>115</b>	<b>2 287</b>	<b>0</b>	<b>19</b>	<b>23</b>	<b>2 071</b>	<b>51</b>	<b>2 137</b>	<b>656</b>	<b>65</b>	<b>39 368</b>
	19	50	58	62	171	-28		70	19	1	169	-5	-13	-15	<b>28</b>
<i>for Women &amp; Girls</i>															
<b>Brassieres &amp; Foundation Garments</b>	660	118	668	3	9	340	0	1	0	230	0	0	89	1	<b>2 119</b>
	21	-10	38	-41		-18		34 900		-11		-99	-32		<b>7</b>
<b>Singlets &amp; Undervests**</b>	6 357	1 393	5 508	305	133	482	0	38	3	4 153	25	94	292	22	<b>18 807</b>
	19	48	29	48	205	0		63	140	-2	238	-29	-7	-26	<b>17</b>
<b>Slips &amp; under pants</b>	516	103	2 365	3	1	310	0	3	0	232	7	8	138	0	<b>3 686</b>
	1	-3	108	-65		53				7	-23	-61	-33	-73	<b>52</b>
<b>Nightwear</b>	37	1	892	1	0	103	0	0	0	0	0	0	31	0	<b>1 065</b>
	-21	-72	134	-75		-25				-93		-100	-6		<b>74</b>
<b>Homewear incl. Bathrobes</b>	284	381	1 987	1	0	188	0	6	0	65	0	20	121	10	<b>3 063</b>
	86	1 003	13			-36		2 374	-100	103	-84	-40	-4	-25	<b>26</b>
<b>Underdresses &amp; Skirts</b>	1 513	1 416	1 947	321	18	563	0	23	124	469	42	178	384	12	<b>7 010</b>
	42	58	39	407	228	9			-9	40	17 032	121	70	526	<b>48</b>
<b>Pantyhose</b>	904	284	923	374	19	632	0	28	11	779	282	2	315	9	<b>4 562</b>
	31	6	61	105	40	5		1 209	-36	513	583	-89	66	74	<b>67</b>
<b>Swimwear</b>	932	82	1 252	95	155	80	0	3	0	94	5	12	98	9	<b>2 817</b>
	16	82	29	-18	-31	-63		45		-38	31 256	-63	-25	79	<b>4</b>
<b>Sub-Total</b>	<b>11 203</b>	<b>3 778</b>	<b>15 542</b>	<b>1 103</b>	<b>335</b>	<b>2 698</b>	<b>0</b>	<b>102</b>	<b>138</b>	<b>6 022</b>	<b>361</b>	<b>314</b>	<b>1 468</b>	<b>63</b>	<b>43 129</b>
	22	56	42	89	16	-6		276	-11	12	519	-9	8	11	<b>28</b>
<b>Total</b>	<b>21 428</b>	<b>6 592</b>	<b>34 249</b>	<b>1 300</b>	<b>450</b>	<b>4 985</b>	<b>0</b>	<b>121</b>	<b>161</b>	<b>8 093</b>	<b>411</b>	<b>2 451</b>	<b>2 124</b>	<b>128</b>	<b>82 497</b>
	21	53	50	85	35	-17		215	-8	9	433	-6	1	-4	<b>28</b>

Source: Euratex / EFTEC, Brussels / \* excluding Luxembourg / \*\* estimated

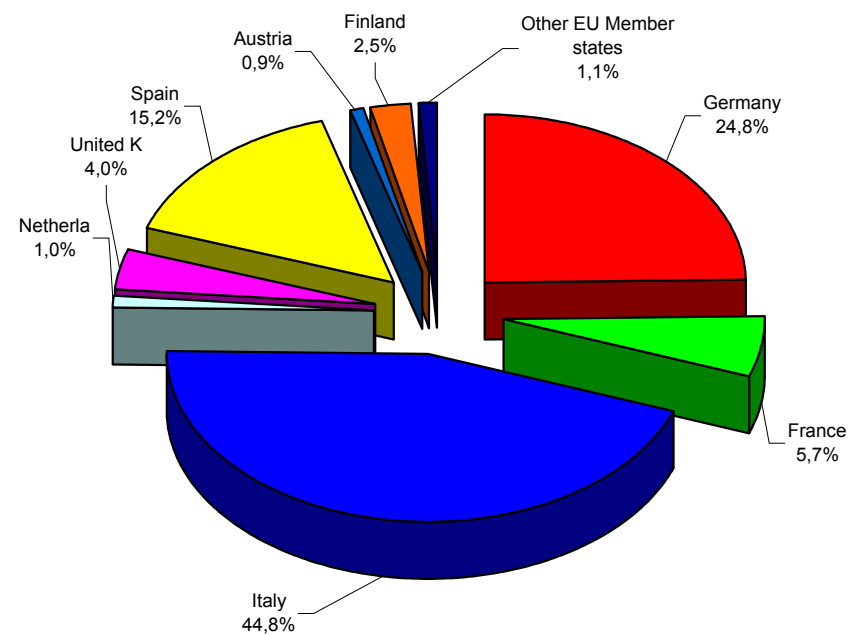
## EXPORTS of WOVEN GARMENTS & KNITWEAR from the EU-15 to RUSSIA First Semester 2017 compared to First Semester 2016



**2017 (857,6 Mio €)**



**2016 (767,9 Mio €)**



Exports of Apparel from the new Eastern EU Member States to Russia  
 Period: First Semester 2017 compared to First Semester 2016 in 1000€



	Malta	Estonia	Latvia	Lithuania	Poland	Czech Re	Slovakia	Hungary	Slovenia	Cyprus	Romania	Bulgaria	Croatia	EU-East
<b>Chapter 61</b>														
<b>Knitwear</b>	16	2 659	10 095	33 127	26 404	1 307	22 879	1 614	793	11	1 073	183	1 236	101 397
<b>variation rate</b>	-19	-42	39	25	-22	52	7	-35	733	-69	54	-72	21 892	3
<b>Chapter 62</b>														
<b>Woven Garments</b>	85	5 760	15 094	48 544	26 418	4 630	12 814	216	1 046	50	919	89	514	116 179
<b>variation rate</b>	-32	-13	11	27	8	3	3	176	967	-15	-46	61	5 330	14
<b>Total Apparel</b>	101	8 419	25 189	81 671	52 822	5 937	35 693	1 830	1 839	61	1 992	272	1 750	217 576
<b>variation rate</b>	-30	-25	21	26	-9	11	5	-28	853	-36	-17	-61	11 567	9
<b>Outerwear for Men &amp; Boys (woven &amp; knitted)</b>														
<b>Coats &amp; outdoor-Jackets</b>	0	621	1 286	2 067	1 111	301	83	0	121	0	3	1	0	5 594
		148	13	49	-25	21	34		467		-98	-21	-100	18
<b>Suits &amp; Combinations</b>	10	277	612	844	135	388	74	10	0	1	32	19	0	2 402
	-82	211	128	168	-57	-22	-63			85		-13		36
<b>Indoor Jackets</b>	11	47	530	806	498	192	211	4	50	10	157	7	1	2 524
	-51	-35	79	110	37	9	-19	119		-14	83	37		50
<b>Trousers (excl. Denim)</b>	16	552	2 773	8 723	3 967	2 031	124	11	167	12	83	7	0	18 466
	51	22	24	61	67	-6	-83	110	671	8	-79	73		33
<b>Denim Trousers</b>	0	68	1 114	5 141	753	1 687	1	0	39	0	5	0	0	8 808
		-58	10	46	162	-7	-100			-100	-94			18
<b>Sweaters &amp; Cardigans</b>	1	107	1 216	1 278	829	205	124	2	135	3	9	1	0	3 910
	-64	-24	93	4	-15	7	126	343	23 148	-89	-70			19
<b>Business Shirts</b>	9	143	885	2 015	733	69	36	0	68	1	381	32	0	4 372
	8	-1	-4	-5	-29	-66				-64	-15	94		-11
<b>Polo Shirts</b>	0	36	308	845	393	73	41	0	34	0	0	0	0	1 730
	-100	-37	-14	185	-57	5	12	110	1 359	-100				0
<b>T-Shirts**</b>	0	86	449	1 384	908	104	250	6	41	1	4	18	1	3 251
		-32	46	95	23	69	-30	5	16 300	-17	-51	-55	67	38
<b>Ties &amp; the like</b>	4	2	167	60	36	9	0	0	0	0	0	0	0	278
	4	-62	277	199	-32	-1				76	596		-100	107
<b>Socks &amp; stockings</b>	0	754	1 291	2 935	1 442	167	148	2	104	0	5	0	2	6 850
		92	90	43	20	56	151	2 572			-97	-57	39	47
<b>Total</b>	51	2 693	10 631	26 098	10 805	5 226	1 092	35	759	28	679	85	4	58 185
	-52	42	35	49	11	-5	-53	182	1 541	-45	-51	-5	13	25

Source: Euratex / EFTEC, Brussels / \*\* estimated

Exports of Apparel from the new Eastern EU Member States to Russia  
 Period: First Semester 2017 compared to First Semester 2016 in 1000 €



	Malta	Estonia	Latvia	Lithuania	Poland	Czech Re	Slovakia	Hungary	Slovenia	Cyprus	Romania	Bulgaria	Croatia	EU-East
<b>Outerwear for Women &amp; Girls (woven &amp; knitted)</b>														
<b>Coats &amp; Outdoor Jackets</b>	0	239	30	221	411	5	10	2	0	0	1	0	0	<b>919</b>
		-34	28	38	47	10 321	-80				-55			<b>5</b>
<b>Costumes &amp; Ensembles</b>	27	175	228	1 953	1 482	29	444	1	31	0	49	5	2	<b>4 426</b>
		-69	30	23	35	307	37			-100	48	693	191	<b>17</b>
<b>Indoor Jackets</b>	0	470	1 699	8 900	9 049	101	1 194	101	100	12	122	19	45	<b>21 812</b>
		-57	5	32	12	49	-22	-3	1 981	1 520	-47	-62	1 171	<b>12</b>
<b>Dresses</b>	0	168	384	2 153	1 242	47	185	1	93	5	27	3	6	<b>4 314</b>
		-39	-18	36	17	131	126		19 910	104	-24	275	342	<b>22</b>
<b>Skirts &amp; Trouser skirts</b>	4	526	2 116	7 849	3 681	1 244	3 647	21	171	3	43	6	344	<b>19 655</b>
	-79	-27	-9	21	-17	29	61	98		-88	-80	314	39 789	<b>12</b>
<b>Trousers (excl. Denim)</b>	0	20	792	3 586	177	1 007	677	3	36	3	2	0	68	<b>6 371</b>
		-86	-33	8	-73	24	19 291			595	-98			<b>2</b>
<b>Denim Trousers</b>	0	119	1 440	2 789	1 644	135	445	1	153	0	440	1	0	<b>7 167</b>
		-78	33	63	-40	492	-2		5 561	-100	1 923	-87		<b>9</b>
<b>Sweaters &amp; Cardigans</b>	0	208	1 095	4 679	8 380	84	700	53	111	5	69	10	17	<b>15 411</b>
		-65	20	19	30	5	11	36		111	-59	30	645	<b>20</b>
<b>Blouses</b>	0	11	338	643	411	7	1 088	50	21	0	32	0	1	<b>2 602</b>
	-100	-51	327	-45	-95	-40	1	105			-13	-100		<b>-76</b>
<b>T-Shirts*</b>	0	137	718	2 214	1 452	166	400	9	66	2	7	29	2	<b>5 202</b>
		-32	46	95	23	69	-30	5	16 300	-17	-51	-55	67	<b>38</b>
<b>Stockings, sockets, socks</b>	0	8	12	71	73	0	5	0	0	0	0	4	0	<b>173</b>
		-31	-1	-94	-16	-100		-83				21		<b>-87</b>
<b>Total</b>	<b>31</b>	<b>2 081</b>	<b>8 852</b>	<b>35 058</b>	<b>28 002</b>	<b>2 825</b>	<b>8 795</b>	<b>242</b>	<b>782</b>	<b>30</b>	<b>792</b>	<b>77</b>	<b>485</b>	<b>88 052</b>
	<b>72</b>	<b>-54</b>	<b>6</b>	<b>20</b>	<b>-19</b>	<b>35</b>	<b>26</b>	<b>29</b>	<b>9 205</b>	<b>-20</b>	<b>-8</b>	<b>-45</b>	<b>4 655</b>	<b>1</b>

Source: Euratex / EFTEC, Brussels / \*\* estimated

Exports of Intimate Apparel from the new Eastern EU Member States to Russia  
Period: First Semester 2017 compared to First Semester 2016 in 1000 €



	Malta	Estonia	Latvia	Lithuania	Poland	Czech Re	Slovakia	Hungary	Slovenia	Cyprus	Romania	Bulgaria	Croatia	EU-East
<b>Intimate Apparel (woven &amp; knitted)</b>														
<i>for Men &amp; Boys</i>														
<b>Singlets &amp; undervests**</b>	0	34	180	554	363	42	100	2	16	1	2	7	1	<b>1 301</b>
		-32	46	95	23	69	-30	5	16 300	-17	-51	-55	67	<b>38</b>
<b>Slips, Briefs incl. Boxer Shorts</b>	2	9	142	465	94	0	698	16	0	1	33	0	35	<b>1 495</b>
	10	-62	15	46	11	-98	18	6	-22		233			<b>28</b>
<b>Homewear incl. Bathrobes</b>	0	2	27	67	206	0	96	5	0	0	1	0	0	<b>404</b>
		-79	645	-90	98	-95	20	212			3 253			<b>-54</b>
<b>Swimwear</b>	0	1 376	1 992	7 186	1 792	126	6 805	50	84	0	27	0	155	<b>19 593</b>
	-100	-26	-19	12	72	306	-10	502	131		-41			<b>0</b>
<b>Nightwear</b>	0	218	648	3 616	523	29	2 826	46	49	0	14	0	0	<b>7 969</b>
		-51	9	15	30		-13	313	264		-36	-100		<b>1</b>
<b>Sub-Total</b>	<b>2</b>	<b>1 639</b>	<b>2 989</b>	<b>11 888</b>	<b>2 978</b>	<b>197</b>	<b>10 525</b>	<b>119</b>	<b>149</b>	<b>2</b>	<b>77</b>	<b>7</b>	<b>191</b>	<b>30 762</b>
	<b>0</b>	<b>-32</b>	<b>-10</b>	<b>10</b>	<b>54</b>	<b>235</b>	<b>-10</b>	<b>213</b>	<b>198</b>	<b>150</b>	<b>-6</b>	<b>-60</b>	<b>63 400</b>	<b>1</b>
<i>for Women &amp; Girls</i>														
<b>Brassieres &amp; Foundation Garments</b>	0	101	88	1 461	852	2	252	78	7	0	0	0	0	<b>2 841</b>
		-45	305	2	131		38	1 762	35		-100			<b>29</b>
<b>Singlets &amp; Undervests**</b>	0	86	449	1 384	908	104	250	6	41	1	4	18	1	<b>3 251</b>
		-32	46	95	23	69	-30	5	16 300	-17	-51	-55	67	<b>38</b>
<b>Slips &amp; under pants</b>	0	27	59	849	576	8	889	7	2	0	1	0	0	<b>2 418</b>
		-84	-66	8	11	310	9	-99	-20		-94			<b>-28</b>
<b>Nightwear</b>	0	27	26	63	9	0	430	0	0	0	0	0	0	<b>555</b>
		-6	-34	-87	-20		-45	-96	63					<b>-59</b>
<b>Homewear incl. Bathrobes</b>	0	16	295	1 195	1 284	0	6 792	0	1	0	0	0	602	<b>10 185</b>
		-86	219	-15	-8		29	-100			-100			<b>23</b>
<b>Underdresses &amp; Skirts</b>	0	293	404	4 663	2 099	6	2 482	1 284	56	0	210	61	150	<b>11 708</b>
		-54	-28	47	38	1	23	-5	55		-6	292		<b>23</b>
<b>Pantyhose</b>	0	9	269	1 358	605	24	2 623	0	6	0	0	0	220	<b>5 114</b>
	-100	-10	22	99	38	-57	17	-100	203		-100			<b>39</b>
<b>Swimwear</b>	0	30	209	839	640	19	1 507	0	42	0	0	0	127	<b>3 413</b>
		-3	22	20	-75	26	29		49		-100			<b>-27</b>
<b>Sub-Total</b>	<b>0</b>	<b>589</b>	<b>1 799</b>	<b>11 812</b>	<b>6 973</b>	<b>163</b>	<b>15 225</b>	<b>1 375</b>	<b>155</b>	<b>1</b>	<b>215</b>	<b>79</b>	<b>1 100</b>	<b>39 485</b>
	<b>-100</b>	<b>-55</b>	<b>13</b>	<b>26</b>	<b>-8</b>	<b>16</b>	<b>19</b>	<b>-39</b>	<b>112</b>	<b>-17</b>	<b>-15</b>	<b>-8</b>	<b>146 600</b>	<b>11</b>
<b>Total</b>	<b>2</b>	<b>2 228</b>	<b>4 788</b>	<b>23 699</b>	<b>9 951</b>	<b>359</b>	<b>25 750</b>	<b>1 494</b>	<b>304</b>	<b>3</b>	<b>292</b>	<b>87</b>	<b>1 291</b>	<b>70 247</b>
	<b>-33</b>	<b>-40</b>	<b>-2</b>	<b>17</b>	<b>5</b>	<b>80</b>	<b>5</b>	<b>-34</b>	<b>147</b>	<b>31</b>	<b>-13</b>	<b>-17</b>	<b>122 829</b>	<b>7</b>

Source: Euratex / EFTEC, Brussels / \* excluding Luxembourg / \*\* estimated

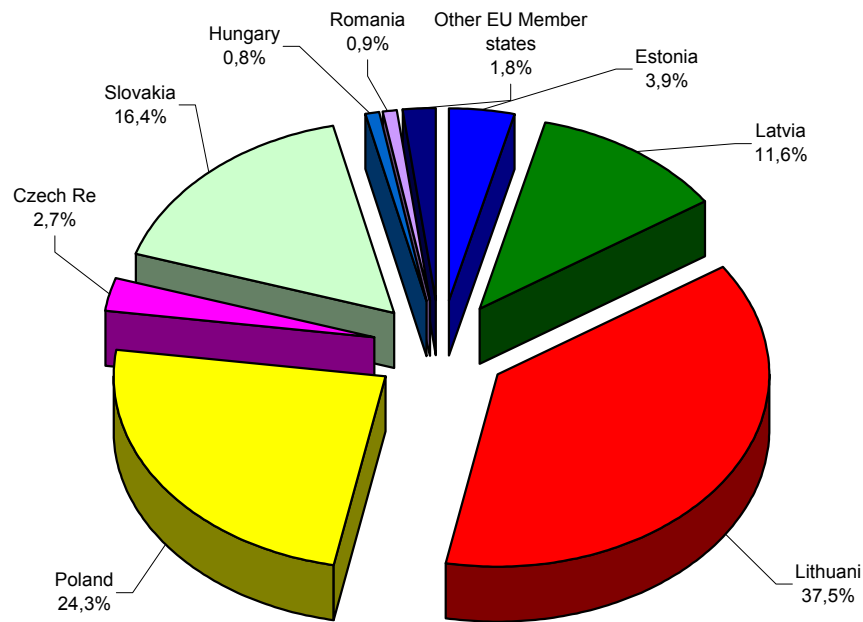


# EXPORTS of WOVEN GARMENTS & KNITWEAR from the New Eastern Member States of the EU-28 to RUSSIA First Semester 2017 compared to First Semester 2016



E.F.T.E.C.

2017 (217,6 Mio €)



2016 (200,3 Mio €)

