



EUROPEAN  
AND TEXTILE



FASHION  
EXPORT COUNCIL

**CPM**  
COLLECTION  
PREMIÈRE  
**MOSCOW**

**Benchmark Study**  
**On Export Development of Woven Garments and Knitwear**  
**from the Member States of the EU-28 to Russia**  
**Breakdown by commonly used Designations of Product Categories of**  
**Menswear, Womenswear and Intimate Apparel**  
**Year 2018 versus Year 2017**

consecutive edition no. 55

copyright by



in co-operation with



Commission & Published



Exports of Apparel from the EU-15\* to Russia  
Period: Year 2018 compared to Year 2017 in 1000€



	Germany	France	Italy	Netherld	Belgium	United K	Ireland	Denmark	Greece	Spain	Portugal	Austria	Finland	Sweden	EU-15*	EU-28***
<b>Chapter 61</b>																
<b>Knitwear</b>	216 696	43 489	370 810	15 235	2 282	22 884	9	1 674	1 477	108 707	1 987	4 205	9 397	2 417	801 293	1 006 827
<b>variation rate</b>	18	2	8	49	2	-4	47	22	-17	-1	34	-16	-16	26	8	6
<b>Chapter 62</b>																
<b>Woven Garments</b>	273 624	67 133	518 349	13 914	6 815	35 410	5	2 570	2 133	211 510	482	8 622	16 869	2 394	1 159 859	1 380 529
<b>variation rate</b>	15	19	-1	21	-9	2	-10	-16	40	11	-65	6	16	8	6	4
<b>Total Apparel</b>	<b>490 320</b>	<b>110 622</b>	<b>889 159</b>	<b>29 149</b>	<b>9 097</b>	<b>58 294</b>	<b>14</b>	<b>4 244</b>	<b>3 610</b>	<b>320 217</b>	<b>2 469</b>	<b>12 827</b>	<b>26 266</b>	<b>4 811</b>	<b>1 961 152</b>	<b>2 387 356</b>
<b>variation rate</b>	<b>16</b>	<b>12</b>	<b>2</b>	<b>34</b>	<b>-6</b>	<b>-1</b>	<b>17</b>	<b>-5</b>	<b>9</b>	<b>6</b>	<b>-14</b>	<b>-2</b>	<b>2</b>	<b>16</b>	<b>7</b>	<b>5</b>
<b>Outerwear for Men &amp; Boys (woven &amp; knitted)</b>																
<b>Coats &amp; outdoor-Jackets</b>	29 256	2 220	33 126	1 789	252	1 853	1	283	71	15 166	44	875	1 151	475	86 563	
	16	17	11	-17	-83	4	496	-22	-28	24	-5	-5	-28	11	11	
<b>Suits &amp; Combinations</b>	7 298	154	13 554	463	9	78	0	91	150	144	19	9	564	26	22 559	
	6	44	-18	-14	-4	-30		-25	142	118	112	24	-28	10	-11	
<b>Indoor Jackets</b>	10 921	338	11 191	508	175	1 035	1	202	19	5 815	63	95	478	161	31 010	
	18	0	5	20	167	18	265	-31	-24	-14	-86	-10	-26	43	3	
<b>Trousers (excl. Denim)</b>	54 773	3 201	37 484	1 415	503	3 783	2	673	48	40 688	106	305	1 423	859	145 271	
	10	72	2	20	4	41	211	-28	26	1	-74	-9	-30	-2	6	
<b>Denim Trousers</b>	22 500	1 512	8 353	445	56	1 363	0	237	2	16 492	21	3	232	60	51 276	
	18	134	-18	11	-51	24		-10	-68	-6	-4	-67	13	70	4	
<b>Sweaters &amp; Cardigans</b>	12 579	3 597	26 947	1 859	335	1 533	2	219	3	11 588	61	68	496	146	59 437	
	20	36	21	172	35	36	339	31	-98	-7	-13	55	-19	-3	16	
<b>Business Shirts</b>	17 587	794	12 899	428	63	2 110	0	146	8	8 482	12	6	364	209	43 109	
	-2	11	-5	-7	40	-1	44	-43	-65	-4	-18	-33	-15	27	-3	
<b>Polo Shirts</b>	6 554	1 401	5 075	169	100	152	1	85	0	4 066	4	44	273	67	17 991	
	4	18	15	-21	34	-39	137	62	-100	11	-3	59	-28	39	7	
<b>T-Shirts**</b>	11 911	1 881	10 213	1 072	165	700	1	100	10	6 816	19	102	348	62	33 399	
	13	-44	12	115	-18	-12	100	56	153	-6	-31	-33	-29	-9	2	
<b>Ties &amp; the like</b>	825	1 370	813	10	1	22	0	2	0	118	2	0	15	2	3 180	
	0	-22	-35	-62	-69	-64		-44	-33	-43	16	-94	-45	-66	-24	
<b>Socks &amp; stockings</b>	2 680	978	2 214	598	30	1 405	0	32	0	475	508	6	385	32	9 343	
	43	28	16	-37	347	14		-45	-100	-52	-1	54	-22	-19	6	
<b>Total</b>	<b>176 884</b>	<b>17 446</b>	<b>161 869</b>	<b>8 756</b>	<b>1 689</b>	<b>14 034</b>	<b>8</b>	<b>2 070</b>	<b>311</b>	<b>109 850</b>	<b>859</b>	<b>1 513</b>	<b>5 729</b>	<b>2 099</b>	<b>503 138</b>	
	<b>12</b>	<b>14</b>	<b>4</b>	<b>16</b>	<b>-38</b>	<b>15</b>	<b>500</b>	<b>-20</b>	<b>-52</b>	<b>0</b>	<b>-45</b>	<b>-7</b>	<b>-26</b>	<b>8</b>	<b>5</b>	

Source: Euratex / EFTEC, Brussels / \* excluding Luxembourg / \*\* estimated / \*\*\* including Croatia

Exports of Apparel from the EU-15\* to Russia

Period: Year 2018 compared to Year 2017 in 1000 €



	Germany	France	Italy	Netherld	Belgium	United K	Ireland	Denmark	Greece	Spain	Portugal	Austria	Finland	Sweden	EU-15*
<b>Outerwear for Women &amp; Girls (woven &amp; knitted)</b>															
<b>Coats &amp; Outdoor Jackets</b>	43 288	4 419	64 219	2 486	137	4 605	0	190	280	23 315	19	1 998	1 529	98	<b>146 586</b>
	21	48	21	26	-73	-25		100	-27	27	-74	10	-19	-52	<b>19</b>
<b>Costumes &amp; Ensembles</b>	801	63	61 351	38	1	346	0	4	5	80	1	1	271	6	<b>62 968</b>
	49	19	-12	447	-52	341		-88	-8	5	-16	-69	-62	-8	<b>-11</b>
<b>Indoor Jackets</b>	14 470	2 945	15 169	594	45	1 807	0	113	1	9 158	6	572	693	35	<b>45 608</b>
	22	25	31	54	-11	23		11	-95	35	-37	-58	48	63	<b>25</b>
<b>Dresses</b>	34 841	8 699	87 940	2 329	205	6 789	0	308	135	25 814	116	265	973	45	<b>168 466</b>
	27	-18	-5	21	-20	-17	-86	25	-38	-2	-8	-17	17	5	<b>0</b>
<b>Skirts &amp; Trouser skirts</b>	10 852	2 204	12 287	478	21	1 458	0	62	66	10 414	24	115	462	7	<b>38 450</b>
	1	30	-17	35	-46	-2		18	33	37	-56	-47	75	-14	<b>3</b>
<b>Trousers (excl. Denim)</b>	56 903	10 593	50 333	2 481	205	7 654	0	407	8	71 457	25	1 132	1 312	163	<b>202 673</b>
	28	3	0	48	-45	33		38	-62	8	-51	-4	19	-9	<b>11</b>
<b>Denim Trousers</b>	10 128	1 801	11 973	878	60	3 342	0	73	6	27 436	3	11	233	61	<b>56 005</b>
	59	24	-5	117	-60	31		-7	3 983	11	-53	-52	78	-27	<b>15</b>
<b>Sweaters &amp; Cardigans</b>	52 015	6 448	65 143	2 865	225	3 655	0	218	10	25 776	31	564	1 206	56	<b>158 222</b>
	12	44	11	73	-23	-8	-76	37	-21	0	100	-25	-25	-8	<b>10</b>
<b>Blouses</b>	32 290	3 484	27 395	789	163	6 306	1	252	2 580	19 092	42	240	874	20	<b>93 530</b>
	16	23	-8	-4	-6	12	129	24	50	4	23	-5	18	-14	<b>6</b>
<b>T-Shirts**</b>	19 058	3 009	16 341	1 714	263	1 120	1	160	15	10 906	31	162	556	99	<b>53 438</b>
	13	-44	12	115	-18	-12	100	56	153	-6	-31	-33	-29	-9	<b>2</b>
<b>Stockings, sockets, socks</b>	1 821	735	674	232	1	419	0	6	0	207	96	48	166	29	<b>4 434</b>
	5	181	-65	15	-97	24		-27		-14	208	266	-13	25	<b>-11</b>
<b>Total</b>	<b>276 467</b>	<b>44 400</b>	<b>412 825</b>	<b>14 884</b>	<b>1 326</b>	<b>37 501</b>	<b>2</b>	<b>1 793</b>	<b>3 106</b>	<b>223 655</b>	<b>394</b>	<b>5 108</b>	<b>8 275</b>	<b>619</b>	<b>1 030 380</b>
	<b>20</b>	<b>5</b>	<b>1</b>	<b>46</b>	<b>-40</b>	<b>2</b>	<b>29</b>	<b>31</b>	<b>27</b>	<b>8</b>	<b>-11</b>	<b>-17</b>	<b>-5</b>	<b>-19</b>	<b>8</b>

Source: Euratex / EFTEC, Brussels / \* excluding Luxembourg / \*\* estimated

Exports of Intimate Apparel from the EU-15\* to Russia  
Period: Year 2018 compared to Year 2017 in 1000 €



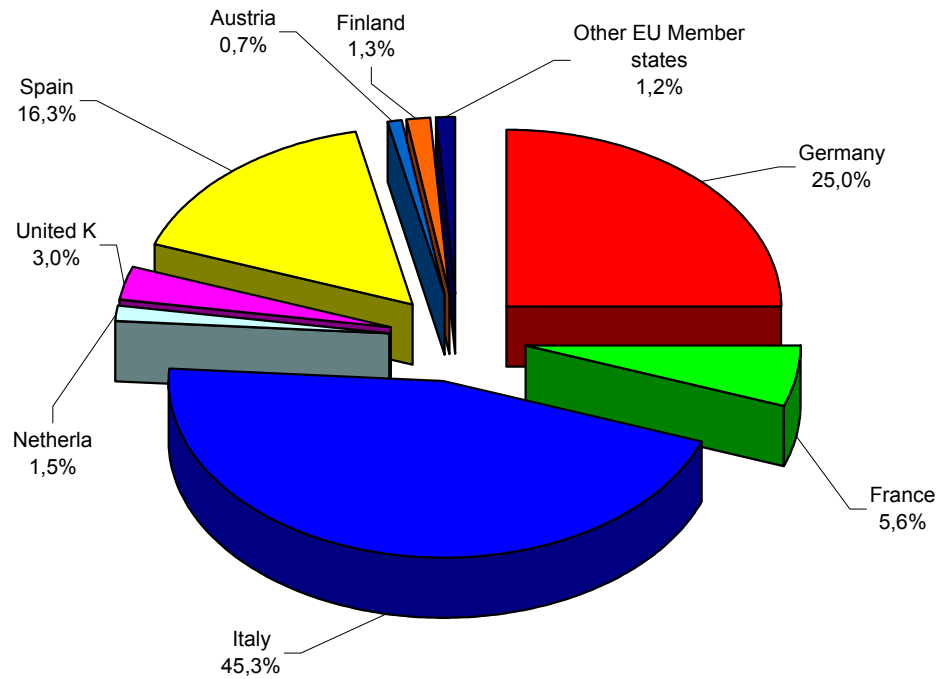
	Germany	France	Italy	Netherld	Belgium	United K	Ireland	Denmark	Greece	Spain	Portugal	Austria	Finland	Sweden	EU-15*
<b>Intimate Apparel (woven &amp; knitted)</b>															
<i>for Men &amp; Boys</i>															
<b>Singlets &amp; undervests**</b>	4 764	752	4 085	429	66	280	0	40	4	2 727	8	41	139	25	<b>13 359</b>
	13	-44	12	115	-18	-12	100	56	153	-6	-31	-33	-29	-9	<b>2</b>
<b>Slips, Briefs incl. Boxer Shorts</b>	2 079	1 270	7 139	750	98	1 106	0	5	0	289	0	71	66	27	<b>12 900</b>
	12	6	14	-19	19	-15	-100	-36	0	-2	409	11	-49	-47	<b>6</b>
<b>Homewear incl. Bathrobes</b>	202	5	88	2	6	172	0	1	0	83	0	66	33	21	<b>679</b>
	-21	108	-26	-83	-23	4	0	1 939	-100	15	-100	16	-47	41	<b>-14</b>
<b>Swimwear</b>	554	137	949	35	5	130	0	1	1	76	11	1	39	3	<b>1 942</b>
	51	-56	20	150	-63	4	0	97	-90	66	-76	-72	0	-67	<b>10</b>
<b>Nightwear</b>	231	61	780	21	1	374	0	0	0	181	0	0	15	1	<b>1 665</b>
	-16	-33	8	221	0	-3	0	-98	0	92	0	19	-55	523	<b>3</b>
<b>Sub-Total</b>	<b>7 830</b>	<b>2 225</b>	<b>13 041</b>	<b>1 237</b>	<b>176</b>	<b>2 062</b>	<b>0</b>	<b>47</b>	<b>5</b>	<b>3 356</b>	<b>19</b>	<b>179</b>	<b>292</b>	<b>77</b>	<b>30 545</b>
	12	-24	13	6	-5	-10	100	36	-73	-2	-72	-2	-37	-26	<b>4</b>
<i>for Women &amp; Girls</i>															
<b>Brassieres &amp; Foundation Garments</b>	12 530	3 051	25 883	680	36	1 727	0	4	26	694	1	3 554	2 678	71	<b>50 935</b>
	32	32	27	282	-34	0	-100	92	-3	69	258	28	455	-25	<b>34</b>
<b>Singlets &amp; Undervests**</b>	11 911	1 881	10 213	1 072	165	700	1	100	10	6 816	19	102	348	62	<b>33 399</b>
	13	-44	12	115	-18	-12	100	56	153	-6	-31	-33	-29	-9	<b>2</b>
<b>Slips &amp; under pants</b>	5 062	1 500	19 518	358	4	1 838	0	1	26	239	0	1 170	607	8	<b>30 331</b>
	28	45	28	187	-81	-33	0	-83	0	40	0	8	121	-52	<b>23</b>
<b>Nightwear</b>	2 134	1 347	2 275	44	6	1 198	0	0	0	791	1	145	137	5	<b>8 083</b>
	37	64	5	228	-60	15	0	-75	0	45	0	40 385	-13	135	<b>28</b>
<b>Homewear incl. Bathrobes</b>	1 924	617	4 863	236	3	296	0	5	0	470	15	116	224	5	<b>8 774</b>
	63	125	6	1 622	-37	-48	-100	18	0	11	-16	517	-39	1 017	<b>18</b>
<b>Underdresses &amp; Skirts</b>	95	16	1 990	1	0	264	0	1	0	1	0	7	19	0	<b>2 394</b>
	37	237	-6	41	-100	11	0	-27	0	248	0	71	-64	-100	<b>-4</b>
<b>Pantyhose</b>	1 097	513	5 100	1	0	92	0	8	0	126	0	0	114	31	<b>7 082</b>
	34	-21	0	-84	0	-69	94	-43	0	-1	49	-99	-43	21	<b>-3</b>
<b>Swimwear</b>	3 369	1 923	3 162	268	51	981	0	11	58	830	34	188	449	25	<b>11 349</b>
	77	4	29	-39	71	22	0	-52	-55	61	-60	-7	9	-7	<b>28</b>
<b>Sub-Total</b>	<b>38 122</b>	<b>10 848</b>	<b>73 004</b>	<b>2 660</b>	<b>265</b>	<b>7 096</b>	<b>1</b>	<b>130</b>	<b>120</b>	<b>9 967</b>	<b>70</b>	<b>5 282</b>	<b>4 576</b>	<b>207</b>	<b>152 347</b>
	29	5	19	109	-19	-14	100	14	-24	6	-47	25	88	-11	<b>19</b>
<b>Total</b>	<b>45 952</b>	<b>13 073</b>	<b>86 045</b>	<b>3 896</b>	<b>440</b>	<b>9 158</b>	<b>1</b>	<b>177</b>	<b>124</b>	<b>13 323</b>	<b>89</b>	<b>5 460</b>	<b>4 868</b>	<b>283</b>	<b>182 892</b>
	26	-1	18	60	-14	-13	100	19	-29	4	-56	23	68	-16	<b>16</b>

Source: Euratex / EFTEC, Brussels / \* excluding Luxembourg / \*\* estimated

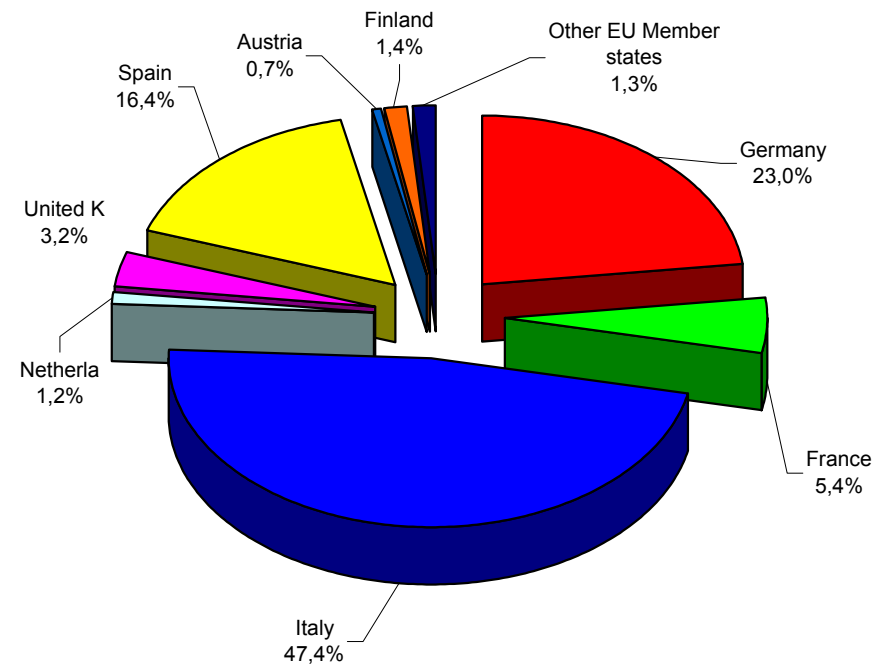
## EXPORTS of WOVEN GARMENTS & KNITWEAR from the EU-15 to RUSSIA Year 2018 compared to Year 2017



2018 (1 961,2 Mio €)



2017 (1 834,1 Mio €)



Exports of Apparel from the new Eastern EU Member States to Russia  
Period: Year 2018 compared to Year 2017 in 1000 €



	Malta	Estonia	Latvia	Lithuania	Poland	Czech Re	Slovakia	Hungary	Slovenia	Cyprus	Romania	Bulgaria	Croatia	EU-East
<b>Chapter 61</b>														
<b>Knitwear</b>	92	6 996	26 446	58 777	65 314	2 992	36 083	1 981	451	52	740	647	4 961	205 532
<b>variation rate</b>	5	13	20	-14	13	10	-21	-1	-60	132	-59	-8	177	-2
<b>Chapter 62</b>														
<b>Woven Garments</b>	198	15 595	30 743	67 866	76 060	9 117	10 055	5 098	407	103	3 809	207	1 413	220 671
<b>variation rate</b>	29	0	0	-31	37	-3	-36	1 450	-69	13	36	-24	144	-5
<b>Total Apparel</b>	290	22 591	57 189	126 643	141 374	12 109	46 138	7 079	858	155	4 549	854	6 374	426 203
<b>variation rate</b>	20	3	8	-24	24	-1	-25	203	-65	37	-1	-13	169	-4
<b>Outerwear for Men &amp; Boys (woven &amp; knitted)</b>														
<b>Coats &amp; outdoor-Jackets</b>	2	2 287	3 964	7 625	5 780	1 167	332	14	3	2	155	12	3	21 346
	-49	12	20	28	45	63	176	77	-98	42	171	-29		31
<b>Suits &amp; Combinations</b>	50	806	511	626	449	369	1	1 254	0	2	187	70	0	4 325
	124	8	-55	-59	42	-33	-99	12 998	-70	50	-18	24		-8
<b>Indoor Jackets</b>	37	87	636	710	949	313	240	715	0	7	1 893	17	0	5 604
	97	-10	-41	-52	-6	3	-22	15 067	-100	-39	205	-12	-100	12
<b>Trousers (excl. Denim)</b>	16	1 744	4 296	14 098	12 955	4 212	345	1 032	165	32	973	31	1	39 900
	-33	-9	-10	-18	35	-3	48	3 735	-22	30	55	82		2
<b>Denim Trousers</b>	0	48	1 416	8 387	1 054	3 444	24	156	0	0	18	3	0	14 550
		-48	-28	-17	-12	-6	57	2 840	-100		39	79		-15
<b>Sweaters &amp; Cardigans</b>	2	530	3 784	5 238	6 234	633	30	21	3	11	12	29	1	16 528
	24	61	36	21	46	31	-76	148	-98	155	-36	-75	646	31
<b>Business Shirts</b>	22	141	1 993	2 691	2 302	314	0	375	0	4	41	87	0	7 970
	5	-28	17	-27	40	26	-99	42 993	-100	79	-93	-1	-100	-4
<b>Polo Shirts</b>	0	364	976	1 269	714	121	1	14	9	0	4	3	0	3 475
	-100	190	99	16	2	13	-97	1 892	-81		267	108	676	33
<b>T-Shirts**</b>	0	244	1 148	2 614	1 979	243	36	16	11	3	10	34	14	6 350
		38	51	7	8	15	-87	35	-82	57	21	-28	111	9
<b>Ties &amp; the like</b>	2	7	106	116	117	30	0	0	0	0	3	0	1	382
	-65	80	-58	5	62	23		-100	-100	-100	-65		-72	-20
<b>Socks &amp; stockings</b>	0	101	735	1 751	1 344	74	4 007	0	5	0	0	0	491	8 508
		2	19	-29	-1	-2	-16	4	-59		2	-100	85	-12
<b>Total</b>	131	6 359	19 565	45 125	33 877	10 920	5 016	3 597	196	61	3 296	286	511	128 938
	34	9	4	-10	30	1	-17	4 512	-76	27	51	-21	86	6

Source: Euratex / EFTEC, Brussels / \*\* estimated

Exports of Apparel from the new Eastern EU Member States to Russia  
 Period: Year 2018 compared to Year 2017 in 1000 €



	Malta	Estonia	Latvia	Lithuania	Poland	Czech Re	Slovakia	Hungary	Slovenia	Cyprus	Romania	Bulgaria	Croatia	EU-East
<b>Outerwear for Women &amp; Girls (woven &amp; knitted)</b>														
<b>Coats &amp; Outdoor Jackets</b>	0	2 620	3 416	7 539	8 746	441	1	245	0	1	61	4	33	<b>23 107</b>
		9	8	-18	100	23	-99	1 728	-100	-84	10	-78	3	<b>16</b>
<b>Costumes &amp; Ensembles</b>	0	1 210	121	448	646	7	124	1	0	1	16	5	0	<b>2 579</b>
		112	75	25	-37	34	44	-67			1 036	663		<b>22</b>
<b>Indoor Jackets</b>	0	276	521	1 438	4 688	14	91	135	1	0	48	4	19	<b>7 235</b>
	-100	13	20	-68	112	-55	-82	2 158	-98	-100	-62	-57	44	<b>-11</b>
<b>Dresses</b>	0	873	2 629	7 173	17 530	94	1 272	562	22	30	137	152	149	<b>30 623</b>
		8	-9	-52	10	-50	-17	399	-80	35	-37	79	85	<b>-17</b>
<b>Skirts &amp; Trouser skirts</b>	0	337	614	1 847	4 239	90	24	253	2	16	55	34	13	<b>7 524</b>
		6	-1	-54	73	12	-87	26 655	-98	112	-28	328	-12	<b>-4</b>
<b>Trousers (excl. Denim)</b>	0	1 464	3 764	13 617	15 146	2 042	6 362	250	6	2	51	36	916	<b>43 656</b>
	-100	4	9	-13	62	-17	-12	489	-97	-60	-52	-8	138	<b>8</b>
<b>Denim Trousers</b>	0	25	1 183	6 345	516	1 651	2 653	6	0	0	0	3	400	<b>12 782</b>
		-53	-2	-2	43	-14	85	-56	-99	-90	-100	113	443	<b>10</b>
<b>Sweaters &amp; Cardigans</b>	0	753	3 005	7 397	8 886	174	25	12	1	5	78	71	5	<b>20 412</b>
		42	-4	-14	44	-18	-95	85	-99	969	-90	-22	147	<b>1</b>
<b>Blouses</b>	0	716	1 809	4 490	14 725	63	323	295	5	12	92	33	15	<b>22 578</b>
		55	1	-45	0	-50	-60	385	-96	56	-1	-43	-50	<b>-15</b>
<b>T-Shirts*</b>	0	390	1 836	4 182	3 166	388	57	26	18	4	16	54	23	<b>10 160</b>
		38	51	7	8	15	-87	35	-82	57	21	-28	111	<b>9</b>
<b>Stockings, sockets, socks</b>	0	58	440	1 522	888	41	2 671	1	179	0	0	1	390	<b>6 191</b>
		-7	-3	-25	-10	-4	-11	145	50				148	<b>-9</b>
<b>Total</b>	<b>0</b>	<b>8 722</b>	<b>19 338</b>	<b>55 998</b>	<b>79 176</b>	<b>5 005</b>	<b>13 603</b>	<b>1 786</b>	<b>234</b>	<b>71</b>	<b>554</b>	<b>397</b>	<b>1 963</b>	<b>186 847</b>
	<b>-100</b>	<b>22</b>	<b>5</b>	<b>-28</b>	<b>31</b>	<b>-13</b>	<b>-14</b>	<b>547</b>	<b>-79</b>	<b>24</b>	<b>-63</b>	<b>3</b>	<b>146</b>	<b>-2</b>

Source: Euratex / EFTEC, Brussels / \*\* estimated

Exports of Intimate Apparel from the new Eastern EU Member States to Russia  
Period: Year 2018 compared to Year 2017 in 1000 €



	Malta	Estonia	Latvia	Lithuania	Poland	Czech Re	Slovakia	Hungary	Slovenia	Cyprus	Romania	Bulgaria	Croatia	EU-East
<b>Intimate Apparel (woven &amp; knitted)</b>														
<i>for Men &amp; Boys</i>														
<b>Singlets &amp; undervests**</b>	0	97	459	1 045	792	97	14	7	4	1	4	14	6	<b>2 540</b>
		38	51	7	8	15	-87	35	-82	57	21	-28	111	<b>9</b>
<b>Slips, Briefs incl. Boxer Shorts</b>	0	65	1 167	837	1 001	42	17	110	17	0	23	3	2	<b>3 284</b>
		21	39	-35	6	49	-98	42	-41		-81	97	-49	<b>-27</b>
<b>Homewear incl. Bathrobes</b>	0	11	51	164	191	7	0	8	2	0	0	0	0	<b>434</b>
		-62	-36	21	-19	26	-97	17			-100	-100	-100	<b>-14</b>
<b>Swimwear</b>	15	23	819	419	316	10	442	25	1	1	30	0	40	<b>2 141</b>
	134	162	317	-35	130	8 231	-40	14	296	23	-16	-100	23	<b>18</b>
<b>Nightwear</b>	0	21	72	127	340	0	1	7	1	0	0	0	0	<b>569</b>
		129	-24	-34	-22	-100	-99	-14	63		-100			<b>-33</b>
<b>Sub-Total</b>	<b>15</b>	<b>217</b>	<b>2 568</b>	<b>2 592</b>	<b>2 640</b>	<b>156</b>	<b>474</b>	<b>157</b>	<b>25</b>	<b>2</b>	<b>57</b>	<b>17</b>	<b>48</b>	<b>8 968</b>
	<b>150</b>	<b>28</b>	<b>69</b>	<b>-20</b>	<b>6</b>	<b>32</b>	<b>-77</b>	<b>32</b>	<b>-54</b>	<b>24</b>	<b>-65</b>	<b>-31</b>	<b>27</b>	<b>-10</b>
<i>for Women &amp; Girls</i>														
<b>Brassieres &amp; Foundation Garments</b>	0	1 906	7 022	8 743	4 327	95	3 327	100	142	0	149	0	386	<b>26 197</b>
	-100	-32	6	-40	26	-56	-56	20	-25		15		161	<b>-27</b>
<b>Singlets &amp; Undervests**</b>	0	244	1 148	2 614	1 979	243	36	16	11	3	10	34	14	<b>6 350</b>
		38	51	7	8	15	-87	35	-82	57	21	-28	111	<b>9</b>
<b>Slips &amp; under pants</b>	0	542	2 231	4 486	1 698	18	181	69	67	0	67	6	3	<b>9 368</b>
		-20	18	-37	61	-47	-95	-19	-29		9	1 218	479	<b>-35</b>
<b>Nightwear</b>	0	187	123	2 317	1 871	0	2	28	15	0	5	5	0	<b>4 553</b>
		4	-40	-30	6	-100	-99	-69	-1		116			<b>-22</b>
<b>Homewear incl. Bathrobes</b>	0	170	178	2 033	1 354	43	20	16	9	0	13	0	0	<b>3 836</b>
		32	27	4	12	28	-98	21	-24		39	-100	-100	<b>-13</b>
<b>Underdresses &amp; Skirts</b>	0	6	26	211	48	0	7	3	0	0	0	0	0	<b>301</b>
		-84	-50	50	205	-95	-99	-36	-100					<b>-58</b>
<b>Pantyhose</b>	0	42	1 005	3 077	2 321	0	19 331	0	0	0	0	0	2 751	<b>28 527</b>
		-22	-35	-24	-27		-2		-100			-100	210	<b>-3</b>
<b>Swimwear</b>	0	610	866	5 191	4 819	17	3 250	1 397	89	3	377	63	376	<b>17 058</b>
		59	38	-9	76	37	11	-7	60		36	-5	169	<b>18</b>
<b>Sub-Total</b>	<b>0</b>	<b>3 707</b>	<b>12 599</b>	<b>28 672</b>	<b>18 417</b>	<b>416</b>	<b>26 154</b>	<b>1 629</b>	<b>333</b>	<b>6</b>	<b>621</b>	<b>108</b>	<b>3 530</b>	<b>96 190</b>
		<b>-16</b>	<b>6</b>	<b>-27</b>	<b>21</b>	<b>-18</b>	<b>-27</b>	<b>-9</b>	<b>-23</b>	<b>229</b>	<b>28</b>	<b>-5</b>	<b>199</b>	<b>-13</b>
<b>Total</b>	<b>15</b>	<b>3 924</b>	<b>15 167</b>	<b>31 264</b>	<b>21 056</b>	<b>572</b>	<b>26 628</b>	<b>1 786</b>	<b>358</b>	<b>8</b>	<b>678</b>	<b>124</b>	<b>3 578</b>	<b>105 158</b>
	<b>150</b>	<b>-15</b>	<b>14</b>	<b>-27</b>	<b>19</b>	<b>-9</b>	<b>-29</b>	<b>-6</b>	<b>-27</b>	<b>128</b>	<b>4</b>	<b>-9</b>	<b>193</b>	<b>-13</b>

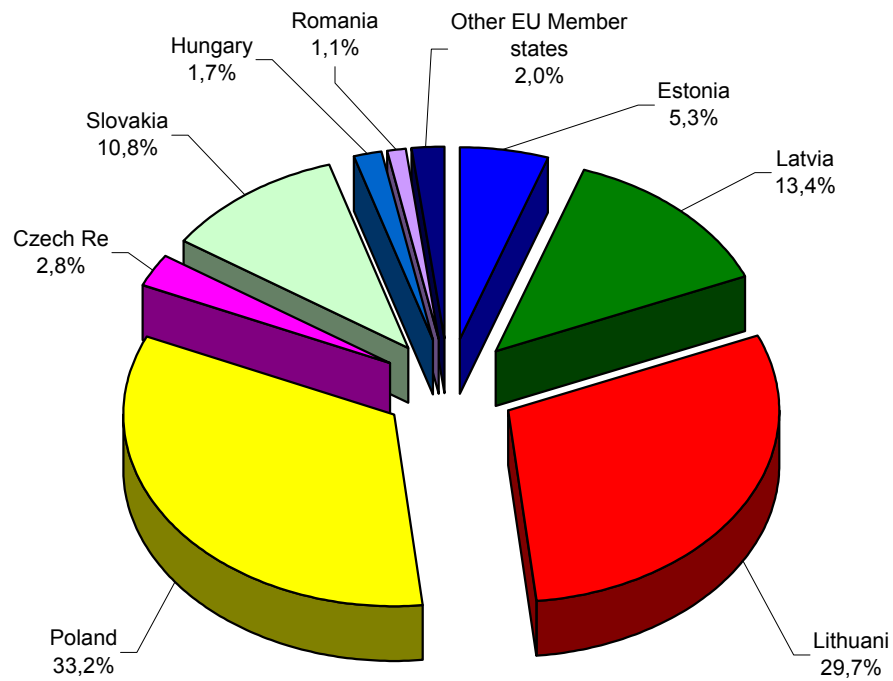
Source: Euratex / EFTEC, Brussels / \* excluding Luxembourg / \*\* estimated



**EXPORTS of WOVEN GARMENTS & KNITWEAR from  
the New Eastern Member States of the EU-28 to RUSSIA  
Year 2018 compared to Year 2017**



**2018 (426,2 Mio €)**



**2017 (441,7 Mio €)**

